



How to make your VE Day 75 Bunting

Step-By-Step Guide

Make Your Flags

You can print out a template or make your own

To print out the template:

- Download and print the template from ardsandnorthdown.gov.uk
- Cut along the dotted lines




To make your own template:

- Take an A4 piece of paper long ways up (portrait)
- Fold over at least 2cm at the top



- **Fold the paper in half long ways**
- **Draw a line diagonally from the outside of the paper at the top to the fold in the middle at the bottom**



- **Cut along that line through both sides of the paper**

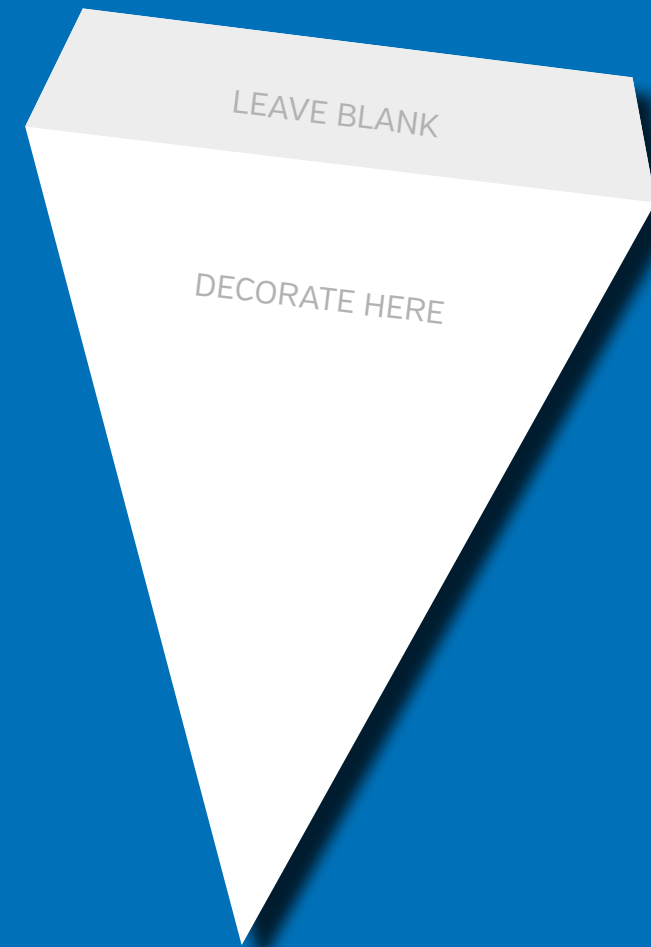


- **Unfold your paper**




Decorate Your Flags

- Decorate the main triangle but leave the top strip blank
- You can decorate with anything you want – paint, pencils, collage, glitter, stickers, crayons, pens or whatever you have at home!



Make Your Bunting

- When you've decorated all of your triangles, fold along the solid black line to make a flap
- Put the flap over your string or ribbon and glue or tape the flap in place



- Leave a gap between each triangle and keep adding them until you're done and leave a spare bit of string/ribbon on each end for hanging
- Hang your bunting in your window for people to enjoy!



**We'd love to see your wonderful
bunting and to share it with
more people on our social media.**

**Send us your photos or get in
touch to let us know who you
will be remembering this VE Day
and how you will be marking the
commemorations at home.**

ardsandnorthdown.gov.uk



**Ards and
North Down**
Borough Council