

ARDS AND NORTH DOWN BOROUGH COUNCIL

Policy Screening Form

1.	Policy Reference (Equality use only)	E127
2.	Policy Name	Ards and North Down Borough Council – Potential decision to proceed with a 3G Pitches in Portavogie and/or Portaferry.
3.	Existing / Revised / New Policy	New policy
4.	Responsible Officer	Director of Finance and Performance
5.	Description of policy to be screened	Council has agreed to progress two Outline Business Cases for 2 potential 3G pitches. There are 2 potential outcomes which are either to proceed with 1 or 2 pitch locations. This screening is to consider and inform the potential decision to proceed with Pitches in the locations of Portavogie and/or Portaferry. A Council decision is to be made on whether 1 or 2 locations will be selected based on a range of criteria. This screening document will enable qualitative and quantitative data in relation to Section 75 to inform this decision.
	Aims and Expected Outcomes – what is the Policy expected to achieve?	<p>To progress towards achievement of the Council's Sports Facility Strategy 2016-2020 and Playing Pitches Strategy 2014-2020. Council agreed the following recommendations:</p> <ol style="list-style-type: none"> 1. Continues with the ongoing pursuit of funding as agreed by Council in April 2015 for 3G pitch in Portavogie as a stand-alone project and approved in December 2014 in accordance with the already screened Playing Pitches Strategy 2014-2020. Furthermore, carries out the required economic appraisal on this project and commissions detailed plans to be prepared to deliver the project subject to the outcome of the appraisal and funding availability. 2. Adopts the Sports Facility Strategy 2016-2026 with Recommendation 12 to be amended to the following: -

		<p>'Need to consider the provision of a 3G rubber crumb pitch to support the needs of football and GAA sports on the Ards Peninsula. However, if a full size 3G upgrade to an existing pitch on the Peninsula is carried out with associated funding as suggested in Ards and North Down Playing Pitch Strategy, then a shared multi-sports facility would still be required to meet the as yet unmet demand for GAA and residual need for soccer, on the Ards Peninsula. Location is of importance with regards to accessibility and sustainability and should be assessed using specific criteria, e.g. suitability of site and travel distance.</p> <p>And undertakes an economic appraisal to incorporate equality screening, a technical feasibility analysis on potential sites and stakeholder engagement in order to consider its specification, demand, value for money and the most suitable location for a such provision.'</p>
--	--	--

6.	Section 75 categories which might be expected to benefit and how they may benefit.	All Section 75 categories have the potential to benefit from this provision.
----	--	--

7.	Factors which could contribute to / detract from the intended aims / outcomes of the Policy when being implemented	If the development does not proceed as intended due to financial constraints or no community or Council buy in.
----	--	---

8.	The main stakeholders on whom the policy will impact. For example, Employees, Potential Service Users and Community Groups Consider the internal and external impacts (either actual or potential) and comment, or list, information where appropriate	The Council, Council employees, residents of the Borough, local sports clubs from within the Ards peninsula and surrounding area, visiting clubs, Sports NI, Sport England, AECOM, Strategic Leisure, Irish Football Association, English Football Association, Ulster GAA, Ulster Hockey, Local schools and visiting schools for matches and community groups
----	---	--

9.	Please provide details of other policies which have a bearing on this one.	
	Policies: E 15 Ards and North Down Borough Council - Corporate Plan	Owned by : Ards and North Down Borough Council

<p>E 16 Good Relations Strategy and Action Plan E 33 Ards and North Down Borough Council Sports Forum Grants E 34 Sports Development Capital Grants Scheme E 97 Ards and North Down Borough Council Sports Facility Strategy 2016-2026 E 98 Sports Pitch Strategic Review 2014-2020 E 100 Feasibility to provide Greenways in three locations within the Borough E 127 Potential decision to proceed with a 3G Pitch at Comber parkway</p>	
--	--

10.	Available evidence (quantitative and qualitative) considered as important to encourage completion in relation to :																														
Religious Belief	<p>The Northern Ireland Census 2011 (NISRA) statistics for the Borough area showed that 75% are or have been brought up in Protestant and Other Christian (including Christian related) religions. This varies across the borough from 17% in Portaferry ward to 87% in Carrowdore ward. 88% of the population of the settlement of Portavogie identified their religion or religion brought up in as Protestant and other. 84% of the population of the Portaferry settlement identified their religion or religion brought up in as Catholic.</p> <p>See table below</p> <p>Data: Religion or Religion Brought up in (Numbers with % in brackets)</p> <table border="1"> <thead> <tr> <th></th> <th>All usual residents</th> <th>Catholic</th> <th>Protestant and Other Christian (including Christian related)</th> <th>Other Religions</th> <th>None</th> </tr> </thead> <tbody> <tr> <td>Northern Ireland</td> <td>1,810,863 (100%)</td> <td>817,385 (45%)</td> <td>875,717 (48%)</td> <td>16,592 (1%)</td> <td>101,169 (6%)</td> </tr> <tr> <td>Ards and North Down Borough Council</td> <td>156,672 (100%)</td> <td>20,550 (13%)</td> <td>117,589 (75%)</td> <td>1,729 (1%)</td> <td>16,804 (11%)</td> </tr> <tr> <td>Portavogie Settlement</td> <td>2,131 (100%)</td> <td>79 (4%)</td> <td>1,868 (88%)</td> <td>27 (1%)</td> <td>157 (7%)</td> </tr> <tr> <td>Portaferry Settlement</td> <td>2,511 (100%)</td> <td>2,113 (84%)</td> <td>309 (12%)</td> <td>9 (0%)</td> <td>80 (3%)</td> </tr> </tbody> </table> <p>Source:</p>		All usual residents	Catholic	Protestant and Other Christian (including Christian related)	Other Religions	None	Northern Ireland	1,810,863 (100%)	817,385 (45%)	875,717 (48%)	16,592 (1%)	101,169 (6%)	Ards and North Down Borough Council	156,672 (100%)	20,550 (13%)	117,589 (75%)	1,729 (1%)	16,804 (11%)	Portavogie Settlement	2,131 (100%)	79 (4%)	1,868 (88%)	27 (1%)	157 (7%)	Portaferry Settlement	2,511 (100%)	2,113 (84%)	309 (12%)	9 (0%)	80 (3%)
	All usual residents	Catholic	Protestant and Other Christian (including Christian related)	Other Religions	None																										
Northern Ireland	1,810,863 (100%)	817,385 (45%)	875,717 (48%)	16,592 (1%)	101,169 (6%)																										
Ards and North Down Borough Council	156,672 (100%)	20,550 (13%)	117,589 (75%)	1,729 (1%)	16,804 (11%)																										
Portavogie Settlement	2,131 (100%)	79 (4%)	1,868 (88%)	27 (1%)	157 (7%)																										
Portaferry Settlement	2,511 (100%)	2,113 (84%)	309 (12%)	9 (0%)	80 (3%)																										

		<u>Religion or religion brought up in. Census 2011, NISRA</u> <u>Review of statistical classification and delineation of settlements, NISRA</u>																																																																																		
Political Opinion	<p>Electoral Office data from recent Local Government elections detail the political representation on Ards and North Down Council, The Stormont Executive for this electoral area and Westminster election. This data is an approximate measure of political opinion of the voting electorate within the Borough. Turnout to vote in North Down and Strangford constituencies tend to be lower than the rest of NI suggesting less strong political opinions. Of those who do turn out, the results show preferences for voting Unionist parties.</p> <p>Portavogie and Portaferry election results are represented within the Ards Peninsula (DEA)</p> <p>See table below</p> <p>Data:</p> <p>Council Election results</p> <p>The most recent local council election (22nd May 2015) showed:</p> <table border="1"> <thead> <tr> <th rowspan="2"></th> <th rowspan="2">Eligible Electorate</th> <th rowspan="2">Votes Polled (% Turnout)</th> <th colspan="8">Elected Candidate</th> </tr> <tr> <th>DUP</th> <th>Sinn Féin</th> <th>UUP</th> <th>SDLP</th> <th>Alliance</th> <th>Independent</th> <th>TUV</th> <th>Green</th> </tr> </thead> <tbody> <tr> <td>Northern Ireland</td> <td>1,243,649</td> <td>638,332 (51.3%)</td> <td>130</td> <td>105</td> <td>88</td> <td>66</td> <td>32</td> <td>15</td> <td>13</td> <td>4</td> </tr> <tr> <td>Ards and North Down Borough Council</td> <td>112,077</td> <td>47,161 (42.1%)</td> <td>17</td> <td></td> <td>9</td> <td>1</td> <td>7</td> <td>2</td> <td>1</td> <td>3</td> </tr> <tr> <td>Ards Peninsula (DEA)</td> <td>16,656</td> <td>7,369 (44.2%)</td> <td>3</td> <td></td> <td>1</td> <td>1</td> <td>1</td> <td></td> <td></td> <td></td> </tr> <tr> <td>Bangor Central (DEA)</td> <td>17,194</td> <td>6,678 (38.8%)</td> <td>2</td> <td></td> <td>2</td> <td></td> <td>1</td> <td></td> <td></td> <td>1</td> </tr> <tr> <td>Bangor East and Donaghadee (DEA)</td> <td>16,956</td> <td>6,915 (40.8%)</td> <td>3</td> <td></td> <td>1</td> <td></td> <td>1</td> <td>1</td> <td></td> <td></td> </tr> </tbody> </table>											Eligible Electorate	Votes Polled (% Turnout)	Elected Candidate								DUP	Sinn Féin	UUP	SDLP	Alliance	Independent	TUV	Green	Northern Ireland	1,243,649	638,332 (51.3%)	130	105	88	66	32	15	13	4	Ards and North Down Borough Council	112,077	47,161 (42.1%)	17		9	1	7	2	1	3	Ards Peninsula (DEA)	16,656	7,369 (44.2%)	3		1	1	1				Bangor Central (DEA)	17,194	6,678 (38.8%)	2		2		1			1	Bangor East and Donaghadee (DEA)	16,956	6,915 (40.8%)	3		1		1	1		
	Eligible Electorate	Votes Polled (% Turnout)	Elected Candidate																																																																																	
			DUP	Sinn Féin	UUP	SDLP	Alliance	Independent	TUV	Green																																																																										
Northern Ireland	1,243,649	638,332 (51.3%)	130	105	88	66	32	15	13	4																																																																										
Ards and North Down Borough Council	112,077	47,161 (42.1%)	17		9	1	7	2	1	3																																																																										
Ards Peninsula (DEA)	16,656	7,369 (44.2%)	3		1	1	1																																																																													
Bangor Central (DEA)	17,194	6,678 (38.8%)	2		2		1			1																																																																										
Bangor East and Donaghadee (DEA)	16,956	6,915 (40.8%)	3		1		1	1																																																																												

Bangor West (DEA)	13,479	5,448 (40.4%)	2	1	1						1
Comber (DEA)	13,681	6,272 (45.8%)	2	1	1					1	
Hollywood and Clondeboye (DEA)	14,158	6,229 (44.0%)	2	1	1						1
Newtownards (DEA)	19,953	8,250 (41.4%)	3	2	1	1					

Source:

The Electoral Office, NI

Racial Group

NISRA, NINIS and Northern Ireland Strategic Migration Partnership data provide up to date data. The 2011 census showed that 32,000 (1.8%) of the usually resident population in Northern Ireland is from a minority ethnic background. Within the borough, the 2011 Census showed that 1.5% (2,300) were from a minority ethnic background. Across the borough this ranged from 5.2% in Loughview ward to 0.3% in Lisbane ward.

While Portavogie settlement had very small numbers of mixed or other ethnic groups, just below 100% of the population claimed to be of white ethnicity.

While the Portaferry area had very small numbers of mixed or other ethnic groups, 99% of the population claimed to be of white ethnicity

See table below

Data:

Ethnic Group (Numbers with % in brackets)

	All usual residents	White	Chinese	Indian	Bangladeshi	Other Asian	Black African	Black Other	Mixed	Other
Northern Ireland	1,810,863 (100%)	1,778,449 (98%)	6,303 (0%)	6,198 (0%)	540 (0%)	6,089 (0%)	2,345 (0%)	1271 (0%)	6,014 (0%)	3,654 (0%)
Ards and North Down Borough Council	156,672 (100%)	154,365 (99%)	406 (0%)	283 (0%)	177 (0%)	415 (0%)	139 (0%)	132 (0%)	556 (0%)	199 (0%)
Portavogie Settlement	2,131 (100%)	2,123 (100%)	0 (0%)	0 (0%)	0 (0%)	0 (0%)	0 (0%)	0 (0%)	3 (0%)	5 (0%)
Portaferry Settlement	2,511 (100%)	2,496 (99%)	6 (0%)	1 (0%)	0 (0%)	1 (0%)	1 (0%)	0 (0%)	2 (0%)	4 (0%)

Source:

	Ethnic Group, Census 2011, NISRA Review of statistical classification and delineation of settlements, NISRA																														
Age	<p>Age Groups (Numbers with % in brackets) Northern Ireland has an ageing population. In 2011 the Census showed that 15% of the population were over 65. This did vary across the councils – 18% of those in Ards and North Down Borough Council were aged over 65. The equivalent figure for Portavogie Settlement was 15%. On the other hand, over one fifth (21%) of Northern Ireland residents were aged 15 or under – a higher proportion of those in Portavogie were from this age group (23%). The equivalent figure for Portaferry Settlement was 17%. On the other hand, over one fifth (20%) of Northern Ireland residents were aged 15 or under – Portaferry</p> <table border="1"> <thead> <tr> <th></th> <th>0-15</th> <th>16-44</th> <th>45-64</th> <th>65+</th> <th>Total</th> </tr> </thead> <tbody> <tr> <td>Northern Ireland</td> <td>379,323 (21%)</td> <td>725,680 (40%)</td> <td>442,140 (24%)</td> <td>263,720 (15%)</td> <td>1,810,863 (100%)</td> </tr> <tr> <td>Ards and North Down Borough Council</td> <td>29,727 (19%)</td> <td>56,433 (36%)</td> <td>42,820 (27%)</td> <td>27,692 (18%)</td> <td>156,672 (100%)</td> </tr> <tr> <td>Portavogie Settlement</td> <td>480 (23%)</td> <td>811 (38%)</td> <td>518 (24%)</td> <td>322 (15%)</td> <td>2,131 (100%)</td> </tr> <tr> <td>Portaferry Settlement</td> <td>508 (20%)</td> <td>973 (39%)</td> <td>612 (24%)</td> <td>418 (17%)</td> <td>2,511 (100%)</td> </tr> </tbody> </table> <p>Sources: Age Structure, Census 2011, NISRA Review of statistical classification and delineation of settlements, NISRA</p>		0-15	16-44	45-64	65+	Total	Northern Ireland	379,323 (21%)	725,680 (40%)	442,140 (24%)	263,720 (15%)	1,810,863 (100%)	Ards and North Down Borough Council	29,727 (19%)	56,433 (36%)	42,820 (27%)	27,692 (18%)	156,672 (100%)	Portavogie Settlement	480 (23%)	811 (38%)	518 (24%)	322 (15%)	2,131 (100%)	Portaferry Settlement	508 (20%)	973 (39%)	612 (24%)	418 (17%)	2,511 (100%)
	0-15	16-44	45-64	65+	Total																										
Northern Ireland	379,323 (21%)	725,680 (40%)	442,140 (24%)	263,720 (15%)	1,810,863 (100%)																										
Ards and North Down Borough Council	29,727 (19%)	56,433 (36%)	42,820 (27%)	27,692 (18%)	156,672 (100%)																										
Portavogie Settlement	480 (23%)	811 (38%)	518 (24%)	322 (15%)	2,131 (100%)																										
Portaferry Settlement	508 (20%)	973 (39%)	612 (24%)	418 (17%)	2,511 (100%)																										
Marital Status	Statistics are available from the NISRA and NINIS statistics and are not relevant to this policy																														
Sexual orientation	Limited statistics exist for sexual orientation for Northern Ireland and no statistics are available for the area or are relevant to this policy																														
Men & Women generally	<p>According to census (NISRA) almost half of the population of Northern Ireland were male (49%) and this was similar throughout Ards and North Down Borough Council (48%). Portavogie also had a 50/50 split in males and females. 51% of the population of Portaferry Settlement were male and 49% female. See table below</p> <p>Data:</p> <table border="1"> <thead> <tr> <th></th> <th>Males</th> <th>Females</th> <th>All</th> </tr> </thead> <tbody> <tr> <td>Northern Ireland</td> <td>887,323 (49%)</td> <td>923,540 (51%)</td> <td>1,810,863 (100%)</td> </tr> <tr> <td>Ards and North Down Borough Council</td> <td>75,920 (48%)</td> <td>80,752 (52%)</td> <td>156,672(100%)</td> </tr> </tbody> </table>		Males	Females	All	Northern Ireland	887,323 (49%)	923,540 (51%)	1,810,863 (100%)	Ards and North Down Borough Council	75,920 (48%)	80,752 (52%)	156,672(100%)																		
	Males	Females	All																												
Northern Ireland	887,323 (49%)	923,540 (51%)	1,810,863 (100%)																												
Ards and North Down Borough Council	75,920 (48%)	80,752 (52%)	156,672(100%)																												

		Portavogie Settlement	1,074 (50%)	1,057 (50%)	2,131 (100%)
		Portaferry Settlement	1,280 (51%)	1,231 (49%)	2,511 (100%)
		Source:			
		Age Structure, Census 2011, NISRA			
		Review of statistical classification and delineation of settlements, NISRA			
	Disability	The 2011 Census (NISRA) showed that 20% of the population in Ards and North Down area had a health issue or disability (including those related to old age) which has lasted or expected to last at least 12 months. (This was similar to the Northern Ireland figure of 21%.) The equivalent figure for Portavogie was higher at 24%. The equivalent figure for Portaferry Settlement was higher at 26%.			
		The Census also showed that 3,441 households had been adapted for a wheelchair user (this was 5% of all households in the borough.) A further 4,026 (6%) had been adapted for other physical or mobility difficulties. 142 households had been adapted for visual difficulties (less than 1%).			
		See tables below			
		Data:			
		Type of Long-term Condition (self-defined -Census 2011) (Numbers with % in brackets)			
			Northern Ireland	Ards and North Down Borough Council	Portavogie Settlement
		All usual residents	1,810,863 (100%)	156,672 (100%)	2,131 (100%)
		Deafness or partial hearing loss	93,091 (5%)	9,894 (6%)	128 (6%)
		Blindness or partial sight loss	30,862 (2%)	2,840 (2%)	36 (2%)
		Communication difficulty	29,871 (2%)	2,314 (1%)	36 (2%)
		A mobility or dexterity difficulty	207,173 (11%)	18,082 (12%)	298 (14%)
		A learning, intellectual, social or behavioural difficulty	40,177 (2%)	3,000 (2%)	50 (2%)
		An emotional, psychological or mental health condition	105,528 (6%)	7,696 (5%)	131 (6%)
		Long-term pain or discomfort	182,820 (10%)	16,298 (10%)	273 (13%)
		Shortness of breath or difficulty breathing	157,890 (9%)	13,327 (9%)	185 (9%)
		Frequent periods of confusion or memory loss	35,616 (2%)	3,092 (2%)	42 (2%)

		A chronic illness	118,554 (7%)	11,157 (7%)	165 (8%)
		Other condition	94,617 (5%)	8,154 (5%)	115 (5%)
		No condition	1,241,785 (69%)	105,765 (68%)	1,374 (64%)
		This data demonstrates that there is a need to provide facilities that are accessible for a range of individuals and to encourage sport and recreation for all.			
	Dependents	The data is available from NINIS and NISRA based on the 2011 census. The data indicates that some users will require the support of carers – however this is not relevant in the provision of this policy to replace the playing surface of an existing playing pitch.			

11.	Based on data previously provided what are the needs, experiences and priorities for each of the following categories, in relation to this policy/decision?	
	Religious Belief	The proposed facilities are to be provided in areas that has a young population who may not be able to access transport to use facilities in the main towns. It also ensures sport is encouraged within the community which also ensures ages and range of abilities and section 75 may enjoy and share sport and the facility. All who wish to use the facility will access the facility in the same manner of booking and agreed usage for individual teams.
	Political Opinion	
	Racial Group	
	Age	
	Marital Status	
	Sexual orientation	
	Men & Women generally	
	Disability	
	Dependents	

Does this Policy require an Equality Impact Assessment?

1.	What is the likely impact on equality of opportunity for each of the Section 75 categories?		
		Detail of Impact	Level of Impact Minor/Major/None
	Religious Belief	Provision for all sports irrespective of any individual's dimensions who are playing or spectating or organising have been considered and no adverse impact has been identified.	None
	Political Opinion		
	Racial Group		
	Age		
	Marital Status		
	Sexual orientation		
	Men & Women generally		
	Disability		
	Dependents		

2.	Are there opportunities to better promote equality of opportunity for people within the Section 75 equality categories?		
		If "Yes", provide details	If "No", provide details
	Religious Belief	No, as all the needs of each category have been considered throughout the feasibility and consultation process. Having facilities located in one or a number of communities that could be more remote encourages greater opportunity for those who have access to the site so they meet and share with others from within and outside the community.	
	Political Opinion		
	Racial Group		
	Age		
	Marital Status		
	Sexual orientation		
	Men & Women generally		
	Disability		
Dependents			
3.	To what extent is the Policy likely to impact on Good Relations between people of different religious belief, political opinion or racial group?		
		Details of Impact	Level of Impact Minor/Major/None
	Religious Belief	This policy is to provide an improved provision(s) which will encourage the promotion of good relations through sport.	
	Political Opinion		
	Racial Group		
4.	Are there opportunities to better promote Good Relations between people of different religious belief, political opinion or racial group?		
		If "Yes" provide details	If "No" provide details
	Religious Belief	No as current and potential users have been included through consultation to identify meeting current and potential demand.	
	Political Opinion		
Racial Group			

Additional Considerations

Multiple Identity Considerations	Details of Impact or potential impact (Positive/Negative)
<p>Are there any potential impacts of the policy decision on people with multiple identities? (e.g. disabled minority ethnic persons)</p> <p>Where appropriate provide details of data on the impact of the policy on people with multiple identities.</p> <p>Specify relevant Section 75 categories concerned.</p>	<p>The provision and standard of the playing facilities proposed in this assessment have included the breadth of all users and potential users of the facilities in the Ards Peninsula area.</p>

Disability Discrimination Order (NI) 2006

	Does this proposed policy provide an opportunity to:	Yes / No	Explain your reasoning:
	<ul style="list-style-type: none"> - <u>better promote positive attitudes</u> towards disabled people - <u>increase participation</u> by disabled people in public life 	Yes	<p>The pitch provision will ensure those with a disability may access facilities and sports where possible and reasonable adjustments will be provided for, where identified.</p> <p>Relevant guidance from the range of groups who support individuals with a disability will be used in the development of this playing surface.</p>

Monitoring Arrangements

Section 75 places a requirement on the Council to have equality monitoring arrangements in place in order to assess the impact of policies and services, help identify barriers to fair participation and to better promote equality of opportunity.

	Outline what data you could collect in the future in order to monitor the impact of this policy / decision on <u>equality, good relations and disability duties</u>	<p>Complaints and comments received from users and potential users.</p> <p>Comments from public consultations.</p> <p>Usage of the facility when completed.</p>
--	---	---

I can confirm that the proposed policy / decision have been screened for:-


x	Equality of opportunity and good relations
x	Disabilities duties

On the basis of the answers to the screening questions, I recommend that this policy / decision is:-


x	Screened Out – No EQIA necessary (no impacts)
<input type="checkbox"/>	Screened Out – Mitigating Actions (minor impacts)
<input type="checkbox"/>	Screened In – Necessary to conduct a full EQIA

	Please detail actions to be taken:
--	------------------------------------

Screening assessment completed by:-

Name: Bridget MacSorley
 Title: Corporate Project Officer
 Date: 6th November 2017
 Signature: 

Director/Head of Service decision approved by:


Name: Andrew Scott
 Title: Head of Performance and Projects
 Date: 6th November 2017
 Signature: 

If an Equality Impact Assessment is required

Priority Rating for Timetabling an Equality Impact Assessment. (1-3)	Priority Criterion	Rating
	Effect on equality of opportunity and good relations	
Social need		
Effect on people's daily lives		
Relevance to a public authority's functions		

Is this Policy Affected by Timetables established by other relevant Public Authorities?	
---	--

Monitoring Recommendation	
---------------------------	--

Approval and Authorisation		
Screened by :	Position/Job Title:	Date:
	Corporate Project Officer	6 November 2017
Approved by:	Head of Performance and Projects	6 November 2017
